
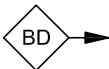
































# Key to Fire Safety Plan Symbols and Abbreviations

	Fire extinguishers foam type. Capacity is shown in litres.		Beam detector transmitter, arrow indicates direction.
	Fire extinguishers water type. Capacity is shown in litres.		Infrascan.
	Fire extinguishers dry powder type. Capacity is shown in litres.		Sprinkler main valve.
	Fire extinguishers carbon dioxide type. Capacity is shown in litres.	VL	Vertical metal ladder for means of fire escape.
	Fire blanket.	RL	Raking ladder for means of fire escape.
	Water bucket.	SC	Self closing devises.
	Sand bucket.	SC/A	Automatic releases.
	Fire alarm call points.		Doors not forming part of means of escape.
	Audible warning devises.	<u>RS</u>	Roller shutter doors.
	Visual warning devises.		Fire alarm indicator panel.
	Internal telephone fire alarm system.		Manual fire alarm sounders.
	Automatic fire detection heat/smoke.		Emergency lighting points.
	Beam detector receiver.		Emergency lighting hand lamps.
	Hose reel, length shown in meters.		Illuminated exit boxes.
	Fire exit signs, showing words 'FIRE EXIT'.		Illuminated exit directional signs.
	Exit directional signs.	PB	Doors fitted with push bars.
	General fire notice.	Hrl	Handrails.
	Staff fire notice.	GrI	Guardrail.
	'Fire door - keep locked shut' notice	1:12 →	Ramp.
	'Slide to open' notice.		
	'Fire exit - keep clear' notices.		
	'Fire door - keep shut' notice.		